


Airbag Cover Replacement:

1. screw out 4X worm


(Attention - never touch purple plug on airbag Anti-Static electricity)




2. Remove metal cover A




3. remove metal cover B




4. remove metal cover C (There is 10X clip) see you blue arrow



5. remove clip D




6. Remove airbag out from Plastic cover





7. prepare new plastic cover





8. Insert airbag back to new plastic cover.



9. fit all metal parts back in same steps like you removed them and screw in 4X worm!
(see you pictures below)





10. Done!

